

The ProVia logo features a stylized white leaf icon to the left of the brand name "ProVia" in a bold, sans-serif font. Below the brand name, the tagline "THE PROFESSIONAL WAY" is written in a smaller, all-caps, sans-serif font.

**ProVia**  
THE PROFESSIONAL WAY

BAY & BOW WINDOWS

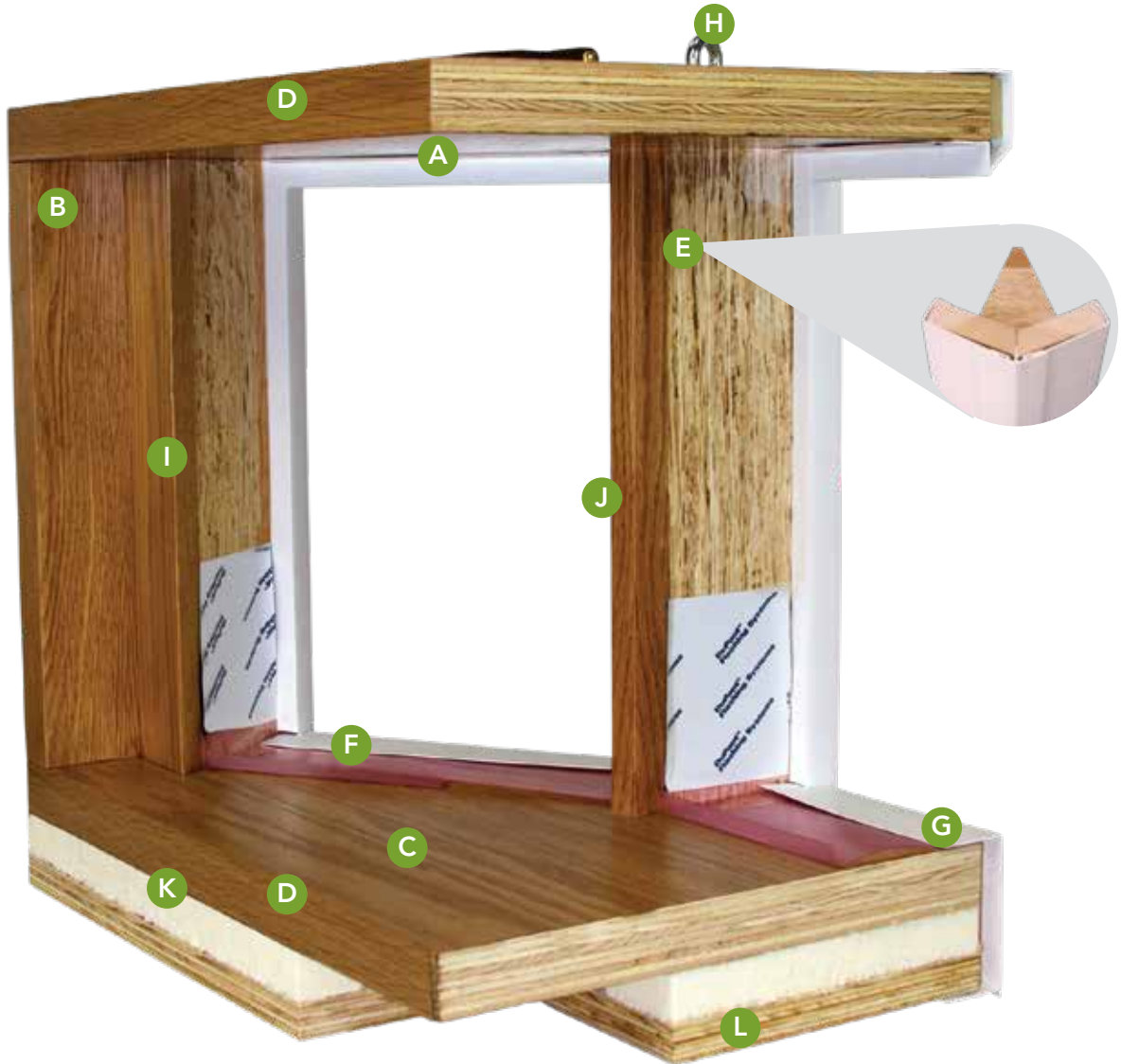


# BAY & BOW WINDOWS

AERIS™ | ENDURE™ | ASPECT™



# STANDARD CONSTRUCTION



- A** **Head**
- B** **Side Jamb**
- C** **Seat Board:** 1¼" Furniture Grade Oak or Birch Veneer.
- D** **Edge Banding:** Exposed plywood interior edges of the head, seat and side jambs are covered with matching wood edge banding.
- E** Our **solid wood mullion** design is lag bolted to the head and seat for maximum strength and support. This unique design is made out of TimberStrand® laminated lumber.  
  
TimberStrand is made from Aspen trees cut into thin strands and then dried and laminated together with a polyurethane resin. It is then pressed and steam injected to create a wood billet creating a strong and durable material that is 25% stronger than standard wood and will not absorb or release moisture.
- F** This **window panning system** is the ultimate protection against water infiltration. The PVC panning profiles wrap around and are adhered to the vertical mullions and seat board creating an interior gutter system.
- G** The **exterior is PVC wrapped**. Available colors: White, Beige, Sandstone, Classic Bronze and Coal Black.
- H** To ensure our windows will never bow or sag, we use adjustable **turn-buckled cable support system** to support the frame from the top with heavy-duty 6" hook and turnbuckle.
- I** **Side Wedge**
- J** **Mull Cap**
- K** **Fully Insulated** (Optional)
- L** **Insulate to Jamb** (Optional)

# HEAD, SEAT & SIDE JAMBS FINISHING



## Standard

- Unfinished Oak or Birch head, seat, side jamb & trim kit.
- On unfinished interiors, the trim kit will be shipped loose (optional factory install). Mullion Caps and side wedges will be factory installed.
- Head, seat and side jambs will have unfinished wood edge banding.

## Optional

- Stained head, seat, side jamb, side wedges, mullion caps and trim kit.
- Painted head, seat, side jamb, side wedges, mullion caps and trim kit.
- Laminated head, seat & side jambs with painted side wedges, mullion caps and trim kit.
- Combination of painted or stained side wedges, mullion caps & trim kit in contrast with head, seat & side jabs.
- Finished trim kits with unfinished head, seat and side jambs are available. In this case, the trim kit will be finished to match the interior window color.

## Laminate Colors for Head, Seat & Side Jambs

High Pressure Plastic Laminate is a durable material that provides a maintenance free, scratch resistant and waterproof surface.

White and Beige Laminate is available for the following:

### Seat Boards only

- Units with laminated seat board only are available with finished or unfinished head, side jambs, side wedges, mullion caps & trim kits
- The head, seat & side jambs will always have laminate edge banding that matches the color of the seat board.


### Head Board, Seat Board & Side Jambs

- Side wedges, mullion caps & trim kits will be painted White or Beige to match unless specified otherwise.
- The head, seat & side jambs will always have laminate edge banding that matches the color of the seat board.


## Interior Shell Paint & Stain Finish Options

For all window color options, please refer to the window brochures.


### OAK STAINS



### BIRCH STAINS



### BIRCH PAINTS



## Exterior Cladding Colors

Standard and Trending paint colors also available. See entryLINK for details.



# INTERIOR CASING

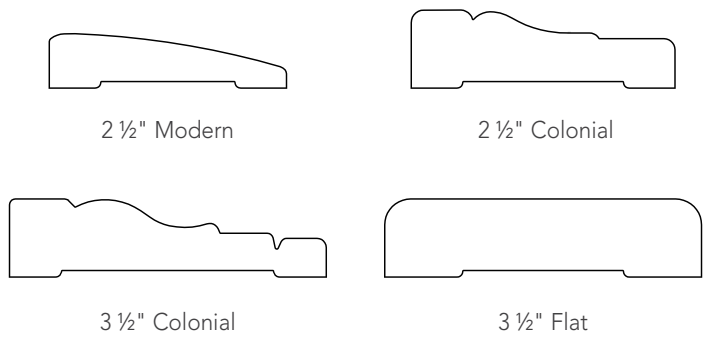
## Stain

All interior casing for Birch seat, head and side jambs will be Maple – stained to match head, seat and side jambs.

All interior casing for Oak seat, head, and side jambs will be Oak – stained to match head, seat, and side jambs.

## Paint

All interior casing will be Poplar – painted to match head, seat, and side jambs.



# INSULATED SEAT BOARD

## Insulated Seat Board Options

**R-9 (standard)** - Features a unique layered design combining 1" high density Polyisocyanurate Insulator Board (Dow® Tuff-R™) and 3/4" exterior plywood surface.

**R-21 (upgrade)** - Features a unique layered design combining 3" high density Polyisocyanurate Insulator Board (Dow THERMAX™) and 3/4" exterior plywood surface.

Non-insulated Seat Board

Insulated to wall (standard)

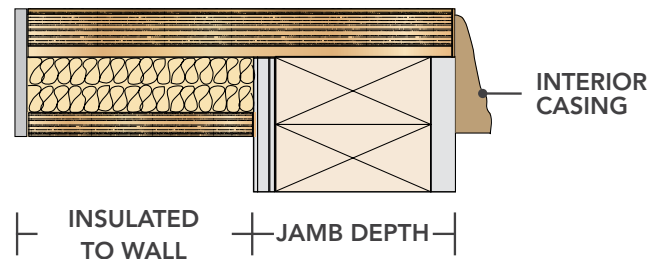
Fully Insulated Seat Board

Customize to insulate to a specific dimension from inside (to accommodate special situations)

Insulated Head Board not available



3" OVERALL THICK INSULATED SEAT BOARD



5" OVERALL THICK INSULATED SEAT BOARD



# BRACE SYSTEMS

## 2" x 4" Knee Brace Support

Two 2" x 4" knee braces wrapped in a vinyl (white or beige)

These are used to temporarily support the window unit until the cable support system is secured.



8 - #6 X 2" PHILLIPS  
PANHEAD SCREWS



## Decorative Knee Braces

Two knee braces with installation screwpack

Back and top made from 3/4" Poplar

Matches exterior window colors

Measures 1 1/4" thick with available sizes:

- Available from 6" to 24" in 2" increments
- Braces are symmetrical, downward leg is same as the projection

## Deluxe Decorative Knee Braces

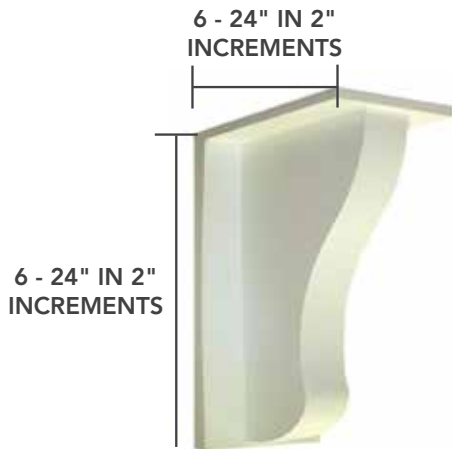
Two knee braces with installation screwpack

Back and top made from 3/4" Poplar

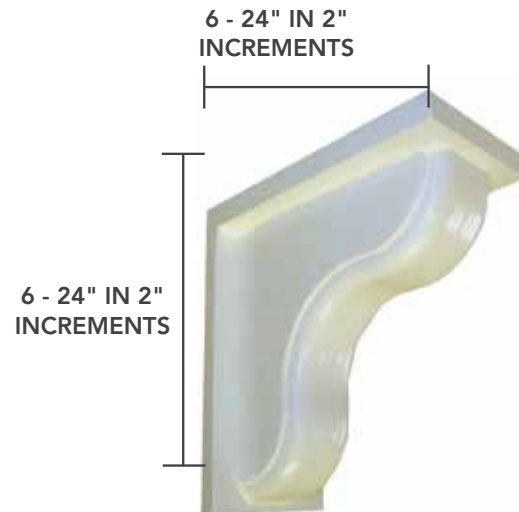
Matches exterior window colors

Measures 2 1/2" thick with available sizes:

- Available from 6" to 24" in 2" increments
- Braces are symmetrical, downward leg is same as the projection



PLAIN FRONT EDGE



FLUTED FRONT EDGE



22 - SNAP ON CAPS



13 - #10 X 3" PHILLIPS  
PANHEAD SCREWS



9 - #8 X 1 1/2" PHILLIPS  
PANHEAD SCREWS

# ROOF SYSTEMS

## Wood Roof Kit

Easy to install

Top panels are screwed into place and are easily removed to allow for installation of unit, cable support system, and insulation

Pre-assembled hip style wood roof system (does not include flashing or shingles)

¾" Exterior Grade Plywood sheathing with 1¼" Plywood rafters

2" Overhang from the bay or bow frame

Standard roof height is approximately two-thirds of exterior window projection



## Painted Aluminum Roof Kit

Includes Wood Roof Kit

Easy to install - panels are pre-cut and slide into place

Custom made to fit pre-assembled wood roof system

.032" gauge painted aluminum features a premium Kynar

500®/Hylar® 5000 Glidden® Nubelar® finish that is available in 28 colors



## Copper Roof Kit

Includes Wood Roof Kit

Easy to install - panels are pre-cut and slide into place

Includes pre-assembled wood roof system

Custom made to fit pre-assembled wood roof system

16 oz. Copper available in a natural finish (aging will turn to Patina Green) or with an Incalac protective coating. Incalac coating preserves the "new penny" copper-look and can be re-applied to maintain a shiny finish



## Roof Clad Kit Colors

Standard and Trending paint colors also available. See entryLINK for details.





“To serve, by caring for details in ways others won’t.” It’s not just our mission, but a way of letting our light shine every day at ProVia®. We continually strive to put these words into action by providing unmatched quality and service. The P-icon symbolizes each employee’s commitment to devoting the utmost care, pride and quality into each building product we manufacture...it’s The Professional Way.



At ProVia, we manufacture energy efficient products and exercise corporate environmental stewardship by recycling, reducing pollution emissions and much more. In fact, our company has received repeated awards from the Environmental Protection Agency such as Partner of the Year - Sustained Excellence for outstanding efforts in energy savings.



DOORS | WINDOWS  
SIDING | STONE | ROOFING  
[provia.com](http://provia.com)

© 2024 ProVia  
P-MK-40040-24 | 1/24

Distributed by: